


HOW TO CONTROL BUCKTHORN

More than one method may be appropriate to control buckthorn on your property.


 Look for this icon for methods best for residential use.




Be Berry-Aware

Have a lot of buckthorn? Focus first on controlling fruit-bearing shrubs to reduce the seed load.

Non-Chemical Control Methods


 **Cut & Cover**




Best for: Buckthorn 2 inches or greater in diameter.

Timing: Any time

Notes: Cut stem near soil surface then cover with empty tin can or thick, black plastic bag (e. g. Buckthorn Baggie) to block sunlight.

 **Pull**



Best for: For shrubs less than 3/8 inch diameter, pull by hand. For larger shrubs, use a weed wrench tool.

Timing: Spring to fall. Easiest when soil is moist.

Notes: Minimize soil disturbance by tapping soil and native plants back in place after pulling.

Mow




Best for: Thick stands of small buckthorn in a large habitat restoration area. *Not appropriate for suburban yards.*

Timing: Winter (frozen soil)

Notes: Repeated forest mowing weakens buckthorn and allows native plants to take hold.

Graze





Best for: Habitat restoration in large areas such as parks. *Not appropriate for suburban yards.* Your city may prohibit or require a permit.

Timing: Spring to fall

Notes: Repeated grazing cycles weaken buckthorn and to knock it back and allow native plants to take hold.

Chemical Control Methods

 **Cut Stump & Treat**





Best for: Any size


Timing: Best time is fall; avoid spring.

Notes: Treat stump immediately after cutting (don't wait more than 2 hours). No need to treat center of stump.

Apply herbicide to the outer rings of a stump. This is where the sapwood is located, which will transport the herbicide down to kill the roots.



 **Spray Leaves (Foliar)**




Best for: Small buckthorn

Timing: Best time is fall; avoid spring.

Notes: To avoid herbicide drift, spray plants that are less than 3 feet tall.

Basal Bark Application



Best for: Buckthorn less than 3 inches in diameter.

Timing: Winter

Notes: Use carrier oil to penetrate bark. Apply directly to bark from root collar to 12 inches above ground.

Herbicides to control buckthorn

Source: MnDNR

Brand name examples	Active ingredient	Concentration of active ingredient	Use
Ortho Brush-B-Gon	Triclopyr amine	Ready to use/do not dilute	Cut stump
Ferti-Lome Brush Killer & Stump Killer	Triclopyr amine	Ready to use/do not dilute	Cut stump
Garlon 3A, Vastlan	Triclopyr amine	Mix 1 part Garlon 3A with 3 parts water for a 25% solution. For Vastlan, follow label directions.	Cut stump
Garlon 4 Ultra, Element 4	Triclopyr ester	Mix 1 part Garlon 4 with 3 parts basal bark oil to achieve a 25% solution.	Cut stump
Pathfinder II	Triclopyr ester	Cut stump: 25% active ingredient Basal bark: 5% active ingredient	Cut stump or basal bark
Roundup, Accord	Glyphosate	Cut stump: At least 25% active ingredient Foliar: 2% active ingredient	Cut stump or foliar spray



Treating near water? Use an herbicide labeled for aquatic use.

Always follow label directions!

When selecting a ready-to-use herbicide, look at the label to see if the product has the correct concentration of active ingredient.

Active Ingredient	
Glyphosate.....	25%
Other Ingredients....	75%
TOTAL.....	100%

FIND MORE RESOURCES: rpbcwd.org/buckthorn